



ES16-RS

Electric Stacker 1.6t

High Strength Structure Suits High Racking Applications;
Various Options Such As Foldable Platform, Protection Arm
& Power Steering
Side positioned drive system, easy to manage stability

EP EQUIPMENT CO.,LTD
www.ep-ep.com



FEATURE



Performance:

- The innovative AC system offers strong power, accurate control, excellent performance.
- High strength vertical gearbox, longer working life.
- Low-noise but durable hydraulic unit, good quality cylinder as well as hose ensure the high reliability of hydraulic system.
- AMP connector electric wires and cables, greatly reducing electric parts failure rate.
- H shape channel mast improves the strength of the whole truck.
- High strength chassis enhances the reliability and durability of the truck.

Maintenance:

- AC traction motor, maintenance free.
- Hour meter and battery indicator remind the operator of battery charging.
- Remove the back cover by only loosening four bolts; Easy access to all key components for inspection, maintenance and replacement.
- Easy access for battery maintenance.
- Vertical motor makes the inspection & service much more convenient.
- Control system allows easy troubleshooting.
- Mast and chassis are assembled together, easy for maintenance.
- Low voltage cut off setting protects batteries.

Safety:

- Safe hydraulic system design prevents mast from falling down abruptly when hydraulic pipeline cuts off.
- Full speed will be only available when protection arms are open, low speed mode will be automatic on otherwise.
- Emergency reverse belly button protects the operator from getting hurt.
- Emergency disconnecter will cut off power source to avoid accident when truck goes out of control.
- Multiple lifting limit protection ensures safety.
- Automatic switch to lower speed when the fork reaches its setting height.
- Auto-slow down feature on turning, ensure smooth and safe operation.
- Anti-rolling back brake keeps the truck from skidding down when truck is out of control or travelling on ramp.
- Dual-monitoring power steering system.

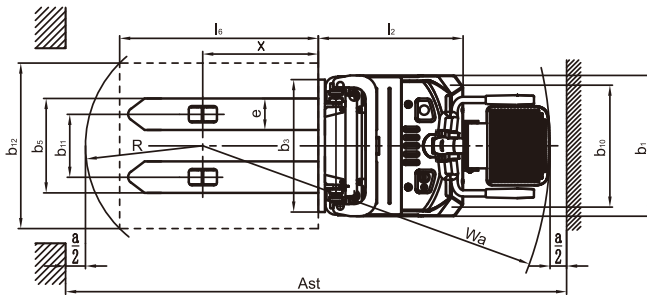
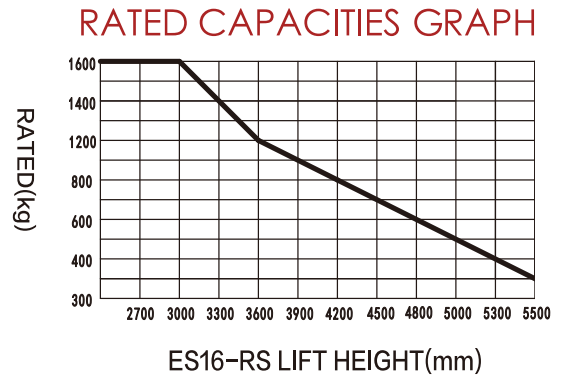
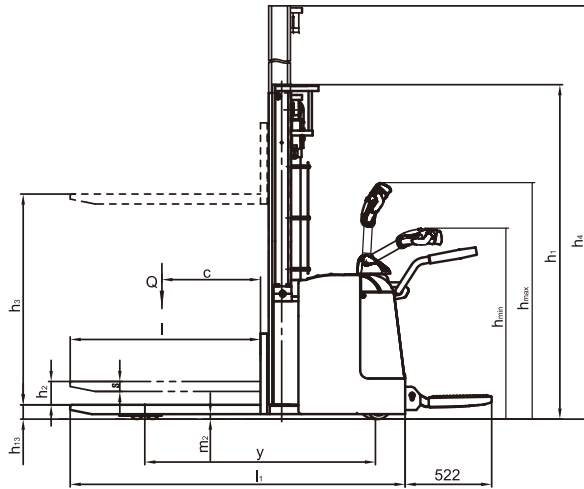
Operation:

- Ergonomic tiller bounded with key switch, BDI and trouble shooting indicator enhances easy and accurate operation.
- Foldable platform reduces vibration which makes operator feel more comfortable when driving.
- When platform is folded, truck can work at low speed in smaller space.
- Ergonomical and durable protection arms guarantee easy operation, with innovative on/off design.
- Electric power steering, smooth & comfortable (EPS).

Electric Stacker 1.6t ES16-RS

Distinguishing mark			
1.1	Manufacturer		EP
1.2	Model designation		ES16-RS
1.3	Drive unit		Electric
1.4	Operator type		Standing
1.5	rated capacity	Q	kg 1600
1.6	Load center distance	c	mm 600
1.8	Load distance, centre of drive axle to fork	x	mm 693
1.9	Wheelbase	y	mm 1375
Weight			
2.1	Service weight (include battery)		kg 1240
2.2	Axle loading, laden driving side/loading side		kg 960/1880
2.3	Axle loading, unladen driving side/loading side		kg 860/380
Types, Chassis			
3.1	Tyre type Driving wheels/Loading wheels		PU/PU
3.2	Tyre size, driving wheels (diameter×width)	mm	Φ230×75
3.3	Tyre size, loading wheels (diameter×width)	mm	Φ85×70
3.4	Tyre size, caster wheels (diameter×width)	mm	Φ130×55
3.5	Wheels, number driving, caster/loading (x=drive wheels)	mm	1x +1/4
3.6	Track width, front, driving side	b ₁₀	mm 574
3.7	Track width, rear, loading side	b ₁₁	mm 380/410/495
Dimensions			
4.2	Height, mast lowered	h ₁	mm 2020
4.3	Free lift	h ₂	mm 100
4.4	Lift height	h ₃	mm 2950
4.5	Height, mast extended	h ₄	mm 3465
4.9	Height drawbar in driving position min./max.	h ₁₄	mm 1150/1480
4.15	Lowered height	h ₁₃	mm 88
4.19	Overall length	l ₁	mm 2030
4.20	Length to face of forks	l ₂	mm 879
4.21	Overall width	b ₁	mm 850
4.22	Fork dimensions	s/ e/ l	mm 60×190×1150
4.24	Fork carriage width	b ₃	mm 800
4.25	Distance between fork-arms	b ₅	mm 570/600/685
4.32	Ground clearance, center of wheelbase	m ₂	mm 28
4.34.1	Aisle width for pallets 1000 × 1200 crossways	Ast	mm 2605/2965
4.34.2	Aisle width for pallets 800 × 1200 lengthways	Ast	mm 2575/2935
4.35	Turning radius	Wa	mm 1730/2090
Performance data			
5.1	Travel speed, laden/ unladen	km/ h	5.5/6.0
5.2	Lifting speed, laden/ unladen	m/ s	0.13/0.16
5.3	Lowering speed, laden/ unladen	m/ s	0.32/0.23
5.8	Max. gradeability, laden/unladen	%	8/16
5.10	Service brake type		Electromagnetic
Electric-engine			
6.1	Drive motor rating S2 60 min	kW	1.6
6.2	Lift motor rating at S3 15%	kW	3.0
6.3	The maximum allowed size battery	mm	834×216×630
6.4	Battery voltage/nominal capacity K5	V/ Ah	24/210
6.5	Battery weight	kg	200
Addition data			
8.1	Type of drive unit		AC
10.5	Steering type		Electronic
10.7	Sound pressure level at the driver's ear	dB (A)	74

1.The parameters in the table are of the standard model. For more information please contact us.
2.The parameters are subject to change without notice.



Mast Option

mast types	Lift h3+h13 (mm)	Lowered mast height h1 (mm)	Free lift h2 (mm)	Extended mast height h4 (mm)
Duplex ZT	2700	1870	100	3165
	3000	2020	100	3465
	3300	2170	100	3765
	3600	2320	100	4065
	3900	2470	100	4365
	4190	2600	100	4625
Duplex DZ	2700	1819	1320	3135
	3000	1969	1470	3435
	3300	2119	1620	3735
Triplex DZ	4000	1822	1390	4460
	4500	2022	1590	4960
	4800	2122	1690	5260
	5000	2187	1760	5460
	5300	2287	1840	5760
	5500	2352	1910	5910

Option

Options	ES16-RS
Standard Fork length	• 750/900/1000/1300/1400/1500/1600
Fork spread	• 720/750/800
High capacity battery	• 210Ah/230Ah/280Ah/360Ah
Cold storage	• $\geq -20^{\circ}\text{C}$
Battery indicator with hour meter	•
Driving wheel	• Rubber wheel / PU wheel with pattern
Mast height	• 1600/2000/2300/2500/3700/4300/5300/5500
Auto-filling water system	•
Proportional valve	•